

City of Westlake Village

2026 Commercial Waste and Recycling Service Guide



Proud to Serve the City of Westlake Village

WM is honored to be your service provider for trash, recycling, and organic waste (including food and yard waste). Our team is here to help you determine the right container sizes and service levels for your business or property—ensuring materials are placed in the correct waste stream.

We look forward to delivering courteous, reliable service and helping keep Westlake Village safe, clean, and green.

City of Westlake Village Service Information

Business properties must subscribe to recycling, organic waste and trash collection services. WM provides the following containers for collection service:



Container Accessibility

Please ensure that containers are accessible on your regularly scheduled collection day(s), and that gates are open or that our driver has a key or gate code. Please ensure that cars, delivery trucks, excessive trash or other obstructions do not prevent access to your container.

Weight and Volume Limits and Overflowing Containers

Please make sure not to overfill your bins or carts. All waste must be placed inside of the containers with the lids closed. Do not overfill the cart by tightly packing it; all items inside the cart must freely fall out when emptied. Dirt, rock, concrete and other construction debris are not allowed in waste containers. To maximize the capacity of your container, please break down all cardboard boxes. Please request additional collection service if necessary.

Construction & Demolition Services

WM can tailor recycling and trash programs to meet the needs of local developers and do-it-yourselfers with roll-off bins and dumpsters for construction and demolition projects. For service options and pricing, please contact WM at wm.com.

Holidays

WM observes the following holidays. When your collection day falls on/or after one of these holidays, your collection will be delayed by one day for that week only. For holidays on Saturday or Sunday, there are no delays.

- New Year's Day
- Independence Day
- Thanksgiving Day
- Memorial Day
- Labor Day
- Christmas Day

Temporary Bins

No matter your project's size, WM has various service options for you - from three (3) cubic yard bins for smaller jobs to temporary roll-offs for larger jobs.



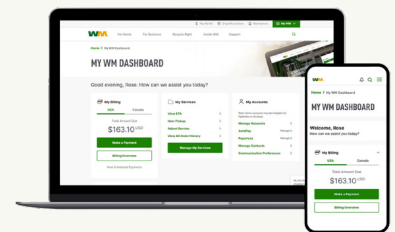
Permanent Roll-Offs

WM has roll-offs in various sizes for trash or recycling services as well as compactor services for commercial and industrial customers who need to handle large volumes of material.

Customer Service

Manage your service with a My WM account. Pay your bill online, sign up for paperless billing, chat with an agent, view your pickup schedule and more.

Visit wm.com/mywm to set up your account or download the My WM app at the iTunes App Store or Google Play.



Statewide Mandatory Organic Waste Collection (SB 1383)

Effective Jan. 1, 2022, all California businesses, multi-family complexes and residences are required to separate organic waste from trash and subscribe to an organics collection program per State law SB 1383. Organics consist of food scraps, compostable food-soiled paper and yard waste. SB 1383 was passed to divert more food waste and yard trimmings from our landfills to further reduce greenhouse gas emissions and slow climate change. For more information, visit CalRecycle at www.calrecycle.ca.gov/organics/slcp/. SB 1383 also requires contamination monitoring and an education and enforcement program to be in place to help customers recycle properly. Contamination occurs when non-acceptable items are placed in the wrong container. Contaminants can ruin an entire load of organics or recyclables and prevent these materials from going on to have a second life.

Tier One & Tier Two Edible Food Generators

As part of SB 1383, edible food generators (considered Tier 1 and Tier 2) must recover the maximum amount of edible food that would otherwise be disposed of, by arranging food recovery through a contract or written agreement with food recovery organizations or services, and maintaining food donation records.

Tier 1 - Effective January 1, 2022

- Food Distributors
- Food Service Providers
- Grocery Stores and Supermarkets (10,000 square feet or greater)
- Wholesale Food Vendors

For information on edible food recovery organizations in the community please visit www.wlv.org/582/Food-Recovery.



Tier 2 - Effective January 1, 2024

- Healthcare Facilities with an on-site food facility and 100 or more beds.
- Hotels (with at least 200 rooms and an on-site food facility)
- Large Venues/Events (2,000+ daily visitors)
- Local education agencies with an on-site food facility
- Restaurants (5,000 square feet or greater or seating more than 250)

What is Contamination and Overfilling?

Contamination occurs when non-acceptable materials are placed in the wrong container. This can damage processing equipment, harm employees, and turn recyclables or organics into trash.

Overfilling happens when a container is filled with too many materials, preventing the lid from closing completely. As a result, material falls out when the container is being emptied.



Why Your Participation Matters

Properly managing contamination and overages is essential for every business. Ignoring contamination can result in higher service costs due to contamination fees, potential service interruptions if containers cannot be serviced, and non-compliance with regulations like SB 1383.

Similarly, failing to address overages can lead to increased costs from overage fees, pose health and safety risks to customers, employees, and WM drivers, and harm your business's community image.

By staying proactive and ensuring proper waste management practices, businesses can save money, maintain compliance, and contribute to a cleaner, safer community.

Let's Work Together

We understand these challenges and the effect fees can have on any business. We'd love to work with you to adjust your service levels, educate your staff on proper sorting, and explore solutions that can help reduce costs while ensuring efficient waste management.

You can contact Stephanie Jamison, your local Recycling Education Representative via sjamiso1@wm.com or call WM at (805) 522-9400.

Overage and contamination fees will apply per instance. Repeated violations can result in significantly higher costs and may require mandatory service level adjustments to ensure compliance.

Organics | Recycling | Trash

Right Materials - Right Container - Know Which Container to Use

Place Organics, Recycling and Trash containers together with proper signage so everyone places the right materials in the right container.

What Goes in the Organics Container:

Please place yard waste directly into the organics container. Ensure food scraps are placed in a plastic bag or paper bag before placing in your organics container.



Yard Waste
Grass Clippings, Leaves,
Small Branches



Food Waste



Meat, Fish & Poultry



Dairy



Food Soiled Paper



Do Not Include:

- No Loose Plastic Bags
- No Serveware/Utensils
- No Plastic Containers
- No Foam Containers
- No Hazardous Waste

What Goes in the Recycling Container:

Place recyclables directly into your recycling container - **don't bag your recyclables.**



**Flattened Cardboard
& Paperboard**



**Plastic Bottles, Cups
& Containers**



Food & Beverage Cans



Paper & Paper Cups



Glass Bottles & Containers



Do Not Include:

- No Loose Plastic Bags
- No Foam Containers
- No Clothing, Furniture or Carpet
- No Hazardous Waste

What Goes in the Trash Container:



**Bubble Wrap, Plastic Film
& Plastic Bags**



**Foam Cups, Containers
or Straws**



Garden Hose



**Candy, Snack & Food
Wrappers**



Do Not Include:

- No Organics/Recyclables
- No Hazardous Waste
- No Electronics
- No Batteries, Tires Or Paint
- No Flammable Material



Most Common Contaminants

Keep these common contaminants OUT of your recycling bin.



No Recyclables In Plastic Bags

Empty recyclables directly
into your bin.



No Food & Liquids

Compost instead! Otherwise
it belongs in the trash.



No Batteries, Power Tools, Flammables or Hazardous Waste*

(Not in recycling or trash.)

Batteries, propane tanks, and
similar items can be a fire or
explosion hazard.



No Loose Plastic Bags or Film

Take plastic bags back to local
retailers where available.



No Electronics & Small Appliances

Donate if in good condition,
or schedule a bulky item
pickup, if available.



No Textiles, Bedding, Rugs & Carpet

Donate these items if they
are in good condition. Rugs
and carpets can be placed in
a Bagster® bag. Visit
thebagster.com to learn more.



No Tanglers, Holiday Lights, Hangers & Extension Cords

They wrap around
equipment and can shut
down an entire facility!
They all go in the trash.



No Paper Towels, Napkins, Plates & Tissues

Compost if possible, and
remember to recycle the
cardboard tube.



No Polystyrene or Polystyrene Foam

Foam is not accepted in
single stream recycling.



No Tires, Auto Parts & Scrap Metal

(Not in recycling or trash.)
Can damage equipment
and are safety hazards.
Contact your local scrap
recyclers or retail tire stores
for recycling options.



No Concrete, Wood & Construction Debris

Can damage equipment.
Consider ordering a roll off
container on wm.com or
a Bagster® bag by visiting
thebagster.com.



No Yard Waste

Compost or put in your
yard waste cart, if available.
Otherwise it belongs in
the trash.

* Visit www.wmlamptracker.com or contact your local public works department for proper disposal to explore battery recycling services.